

eBooks and audiobooks for Kobo™


You can use OverDrive's mobile app to borrow and enjoy eBooks and audiobooks from your library on your Kobo tablet, such as the Kobo Vox or Arc.

Step 1

Download our app, OverDrive Media Console (OMC), from one of the following:

- [Google Play](#)
- <http://omc.overdrive.com/android>

Step 2

Open OMC and find your OverDrive library website. In newer versions of the app, you can do this by swiping from left to right to open the **Home menu**, then tapping **Add a library**. In older versions of the app, tap the  icon (or, if you don't have this icon, go to Menu > Get Books).

- Tap the star to save your library's website to your library list.
- Tap your library's name to start browsing.

Step 3

Log into your library's OverDrive-powered website with your library card and borrow a book.

Step 4

Find borrowed books under your account in your library website. You can:

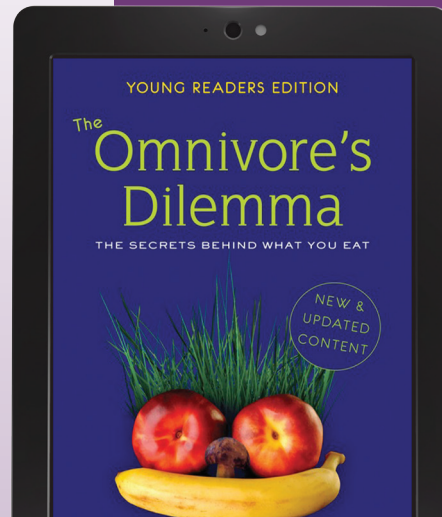
- Select **Read** to open and read OverDrive Read eBooks right in your browser.
- Select **Kindle Book** (U.S. only) to complete checkout on Amazon's website and send the book to a Kindle® device or Kindle reading app.
- Download EPUB eBooks* and MP3 audiobooks directly to OMC.

***Note:** To read eBooks in OMC, follow the prompts to authorize your device with an Adobe ID. It's a one-time, free process that takes just moments to complete.

OverDrive

Need more help?

Contact your library or visit OverDrive Help at help.overdrive.com.



eBooks and audiobooks for Kobo™


You can use OverDrive's mobile app to borrow and enjoy eBooks and audiobooks from your library on your Kobo tablet, such as the Kobo Vox or Arc.

Step 1

Download our app, OverDrive Media Console (OMC), from one of the following:

- [Google Play](#)
- <http://omc.overdrive.com/android>

Step 2

Open OMC and find your OverDrive library website. In newer versions of the app, you can do this by swiping from left to right to open the **Home menu**, then tapping **Add a library**. In older versions of the app, tap the  icon (or, if you don't have this icon, go to Menu > Get Books).

- Tap the star to save your library's website to your library list.
- Tap your library's name to start browsing.

Step 3

Log into your library's OverDrive-powered website with your library card and borrow a book.

Step 4

Find borrowed books under your account in your library website. You can:

- Select **Read** to open and read OverDrive Read eBooks right in your browser.
- Select **Kindle Book** (U.S. only) to complete checkout on Amazon's website and send the book to a Kindle® device or Kindle reading app.
- Download EPUB eBooks* and MP3 audiobooks directly to OMC.

***Note:** To read eBooks in OMC, follow the prompts to authorize your device with an Adobe ID. It's a one-time, free process that takes just moments to complete.

OverDrive

Need more help?

Contact your library or visit OverDrive Help at help.overdrive.com.

